

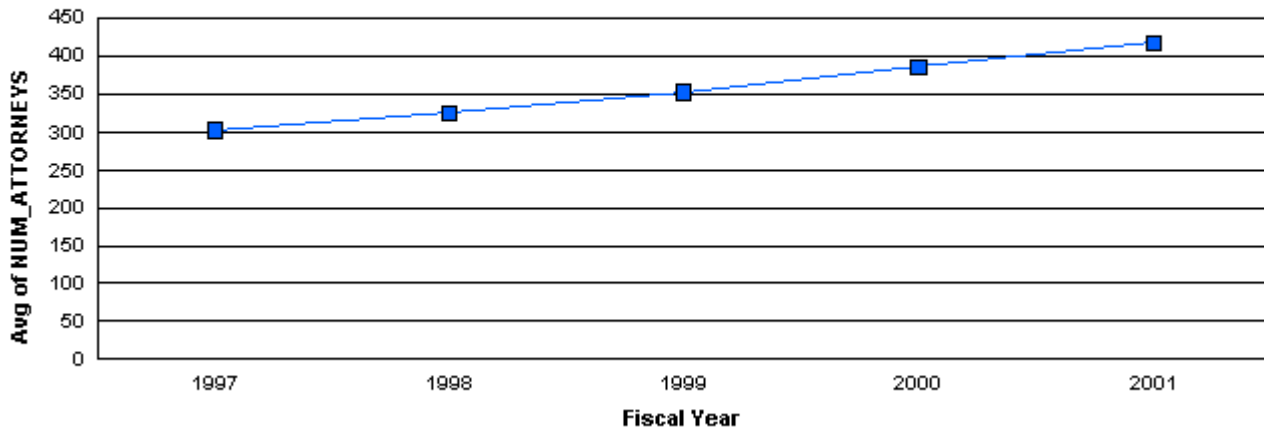


**Legal Industry Brief  
Trend Report  
Law Firm Size**

**Number of Attorneys at *NLJ* 250 Firms  
1997 through 2001**

The following illustrates the growth in the number of attorneys at the largest 250 law firms in the United States from 1997 to 2001. As indicated in the charts below, the number of attorneys at these firms has increased from an average of 301.99 attorneys in 1997 to 417.73 attorneys in 2001. All data is taken from American Lawyer Media's *NLJ* 250 surveys for the years covered. The data upon which this report is based is appended to this report.

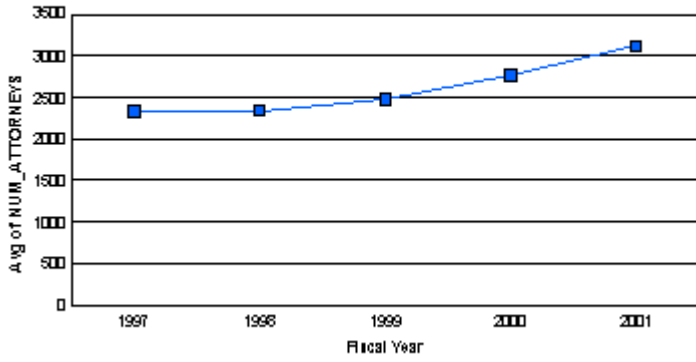
**Trend in the Number of Attorneys at the Largest 250 Law Firms  
1997 through 2001**



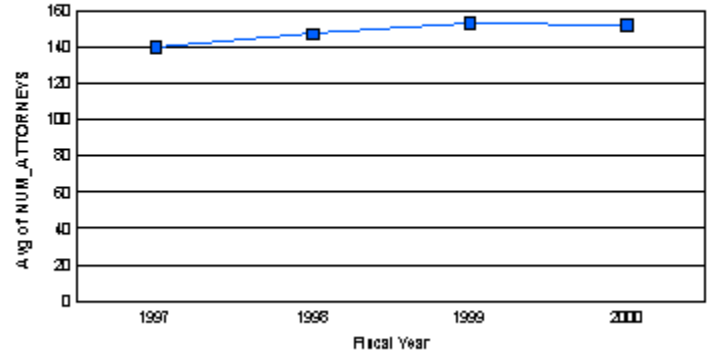
**Averages by Year**

<u><i>Fiscal Year</i></u>	<u><i>Average Number Of Attorneys</i></u>
<b>1997</b>	<b>301.99</b>
<b>1998</b>	<b>324.97</b>
<b>1999</b>	<b>352.73</b>
<b>2000</b>	<b>385.96</b>
<b>2001</b>	<b>417.73</b>

### Trend for the Largest Firm



### Trend for the Smallest Firm



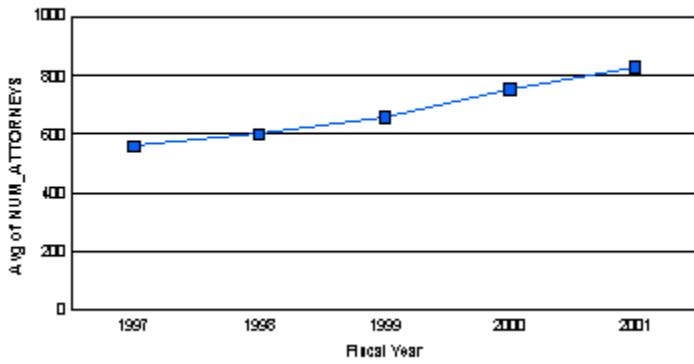
#### Size of the Largest Firm by Year

<u>#1 Firm on NLJ 250</u>	<u>Fiscal Year</u>	<u>Number Of Attorneys</u>
Baker & McKenzie	1997	2,334
Baker & McKenzie	1998	2,343
Baker & McKenzie	1999	2,478
Baker & McKenzie	2000	2,771
Baker & McKenzie	2001	3,117

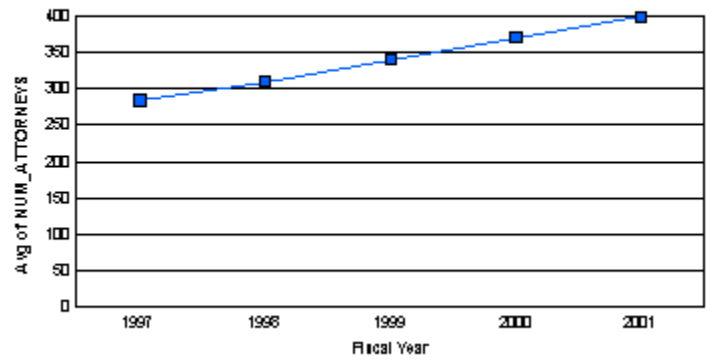
#### Size of the Smallest Firm by Year

<u>#250 Firm on NLJ 250</u>	<u>Fiscal Year</u>	<u>Number Of Attorneys</u>
Brown, Todd & Heyburn	1997	140
Patterson, Belknap, Webb & Tyler	1998	147
Briggs and Morgan	1999	153
Haight, Brown & Bonesteel	2000	152

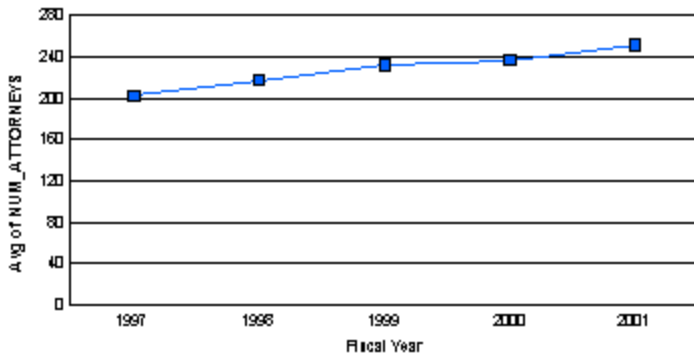
**Trend for Firm's 1 through 63**



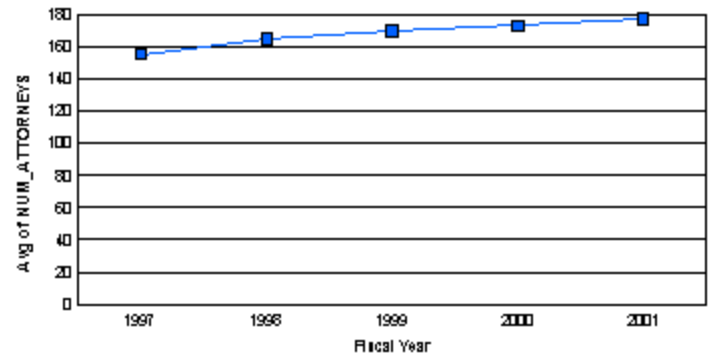
**Trend for Firm's 64 through 127**



**Trend for Firm's 127 through 191**



**Trend for Firm's 192 through 250**



**Quartile Summary**

**Average Size By Quartile**

<u>Fiscal Year</u>	<u>Quartile</u>	<u>Average Number of Attorneys</u>
1997	Firms 1-63	559
1997	Firms 64-127	285
1997	Firms 127-191	202
1997	Firms 192-250	155

<u>Fiscal Year</u>	<u>Quartile</u>	<u>Average Number of Attorneys</u>
1998	Firms 1-63	601
1998	Firms 64-127	310
1998	Firms 127-191	217
1998	Firms 192-250	165

<u>Fiscal Year</u>	<u>Quartile</u>	<u>Average Number of Attorneys</u>
1999	Firms 1-63	660
1999	Firms 64-127	341
1999	Firms 127-191	232
1999	Firms 192-250	170

<u>Fiscal Year</u>	<u>Quartile</u>	<u>Average Number of Attorneys</u>
2000	Firms 1-63	754
2000	Firms 64-127	371
2000	Firms 127-191	236
2000	Firms 192-250	173

<u>Fiscal Year</u>	<u>Quartile</u>	<u>Average Number of Attorneys</u>
2001	Firms 1-63	831
2001	Firms 64-127	399
2001	Firms 127-191	251
2001	Firms 192-250	177

Legal Market Information Source  
American Lawyer Media  
345 Park Avenue South  
New York, NY 10010  
Tel: 1-888-770-LMIS Fax: (212) 545-6068  
E-mail: legalmarketinfo@amlaw.com

All information contained in this report is derived from surveys, rankings and features published in American Lawyer Media, Inc. publications. Neither American Lawyer Media, Inc. nor any of our representatives or advisors make any representations or warranties, expressed or implied, as to the accuracy or completeness of the information contained in this report. Neither American Lawyer Media, Inc. nor our representatives or advisors shall have any liability to the reader or any third party resulting from the use of the information contained in the report or any errors therein or omissions therefrom. This report is sold with the understanding that American Lawyer Media, Inc. is not engaged in rendering legal or financial advice.

Copyright 2003 ALM Properties, Inc.